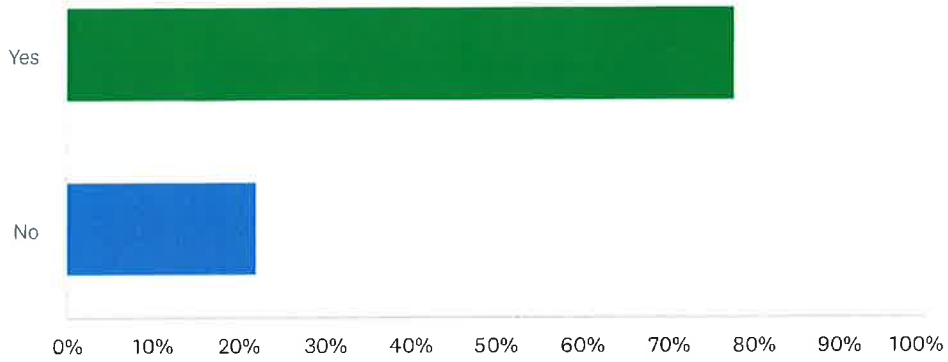


Q1 The last time you were sick or were concerned you had a health problem, did you get an appointment on the date you wanted?

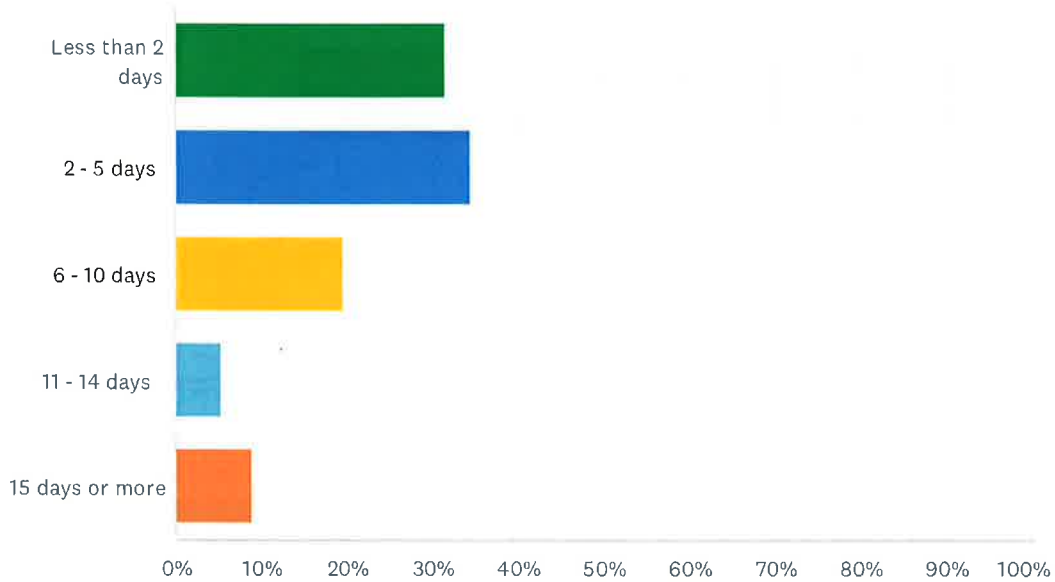
Answered: 135 Skipped: 0



ANSWER CHOICES	RESPONSES	
Yes	77.78%	105
No	22.22%	30
TOTAL		135

Q2 The last time you were sick or had a health concern, how long did you have to wait for your appointment?

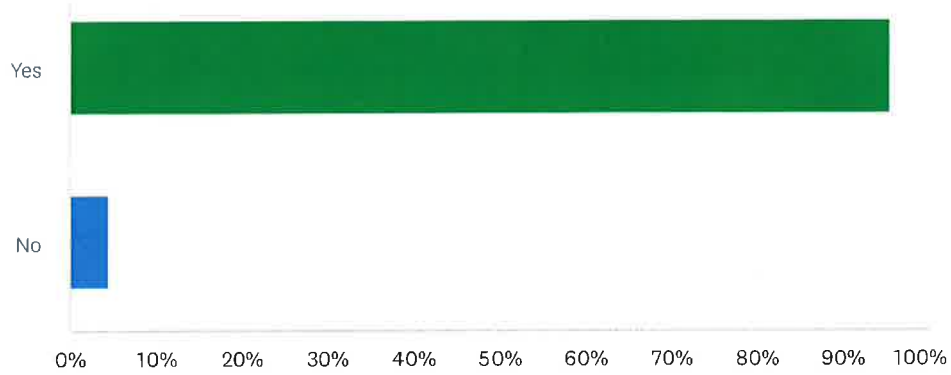
Answered: 133 Skipped: 2



ANSWER CHOICES	RESPONSES	
Less than 2 days	31.58%	42
2 - 5 days	34.59%	46
6 - 10 days	19.55%	26
11 - 14 days	5.26%	7
15 days or more	9.02%	12
TOTAL		133

Q3 I always feel comfortable and welcome at South Georgian Bay Community Health Centre?

Answered: 134 Skipped: 1



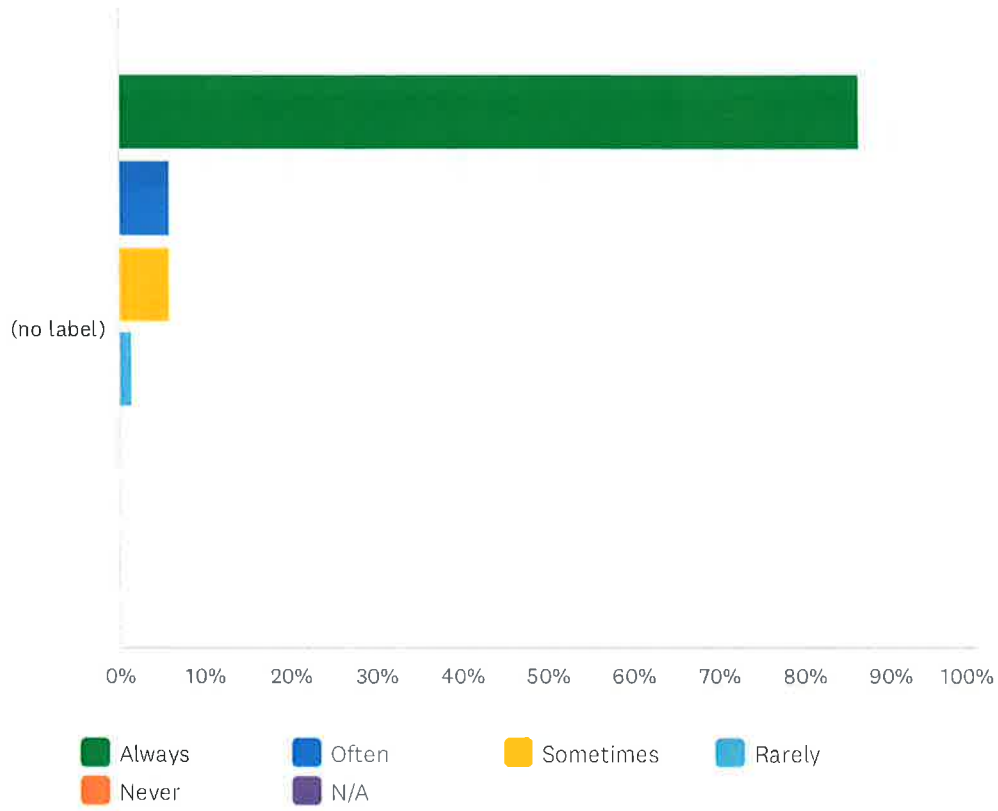
ANSWER CHOICES

RESPONSES

Yes	95.52%	128
No	4.48%	6
TOTAL		134

Q4 I feel that my doctor or nurse spends enough time with me.

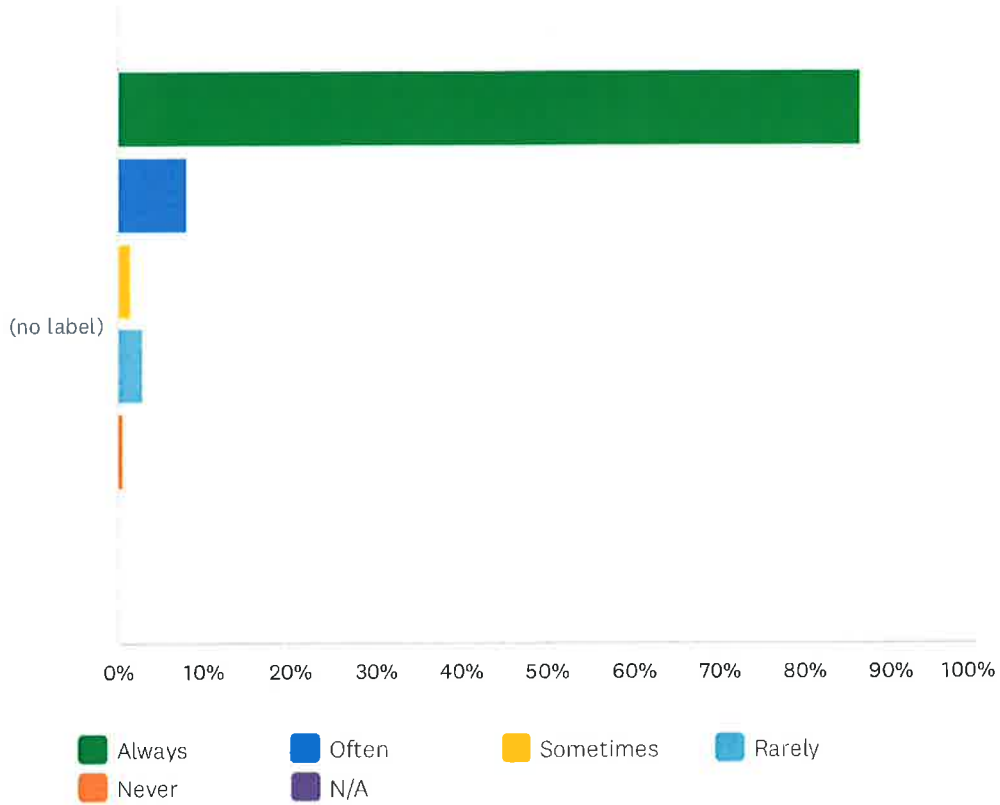
Answered: 134 Skipped: 1



	ALWAYS	OFTEN	SOMETIMES	RARELY	NEVER	N/A	TOTAL	WEIGHTED AVERAGE
(no label)	86.57% 116	5.97% 8	5.97% 8	1.49% 2	0.00% 0	0.00% 0	134	3.78

Q5 I feel my provider talks with me about my treatment and includes me in deciding the best option.

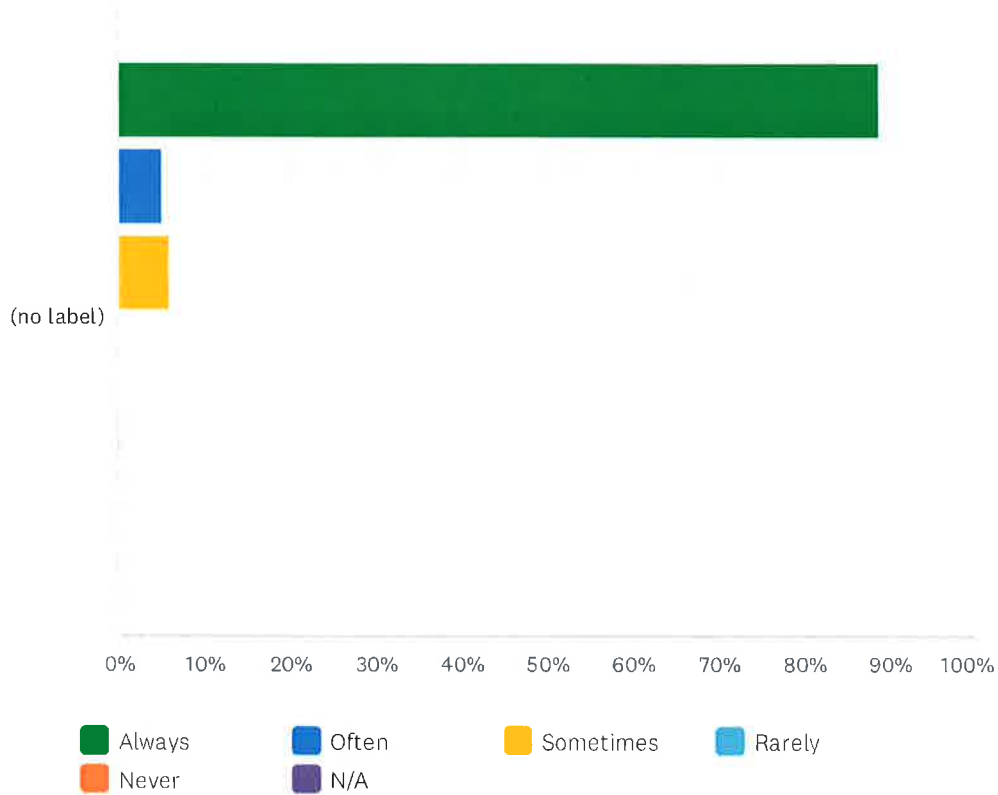
Answered: 134 Skipped: 1



	ALWAYS	OFTEN	SOMETIMES	RARELY	NEVER	N/A	TOTAL	WEIGHTED AVERAGE
(no label)	86.57%	8.21%	1.49%	2.99%	0.75%	0.00%	134	1.23
	116	11	2	4	1	0		

Q6 My provider welcomes questions about my care and/or treatment.

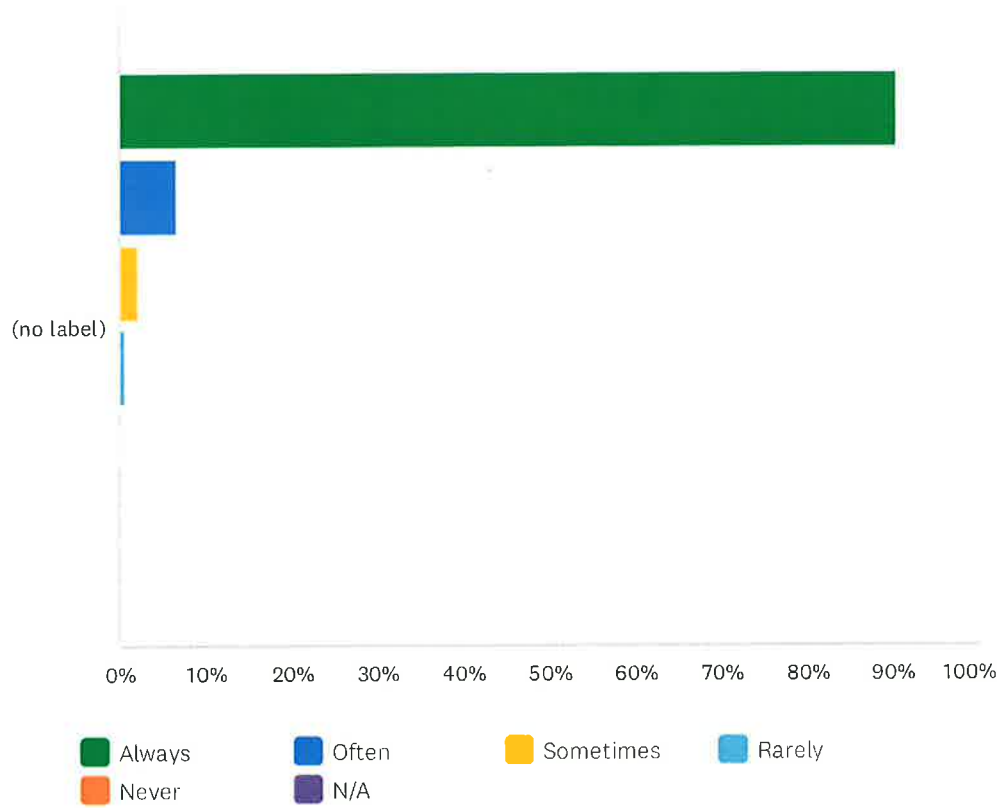
Answered: 135 Skipped: 0



	ALWAYS	OFTEN	SOMETIMES	RARELY	NEVER	N/A	TOTAL	WEIGHTED AVERAGE
(no label)	88.89%	5.19%	5.93%	0.00%	0.00%	0.00%	135	1.17
	120	7	8	0	0	0		

Q7 My provider uses words I can understand.

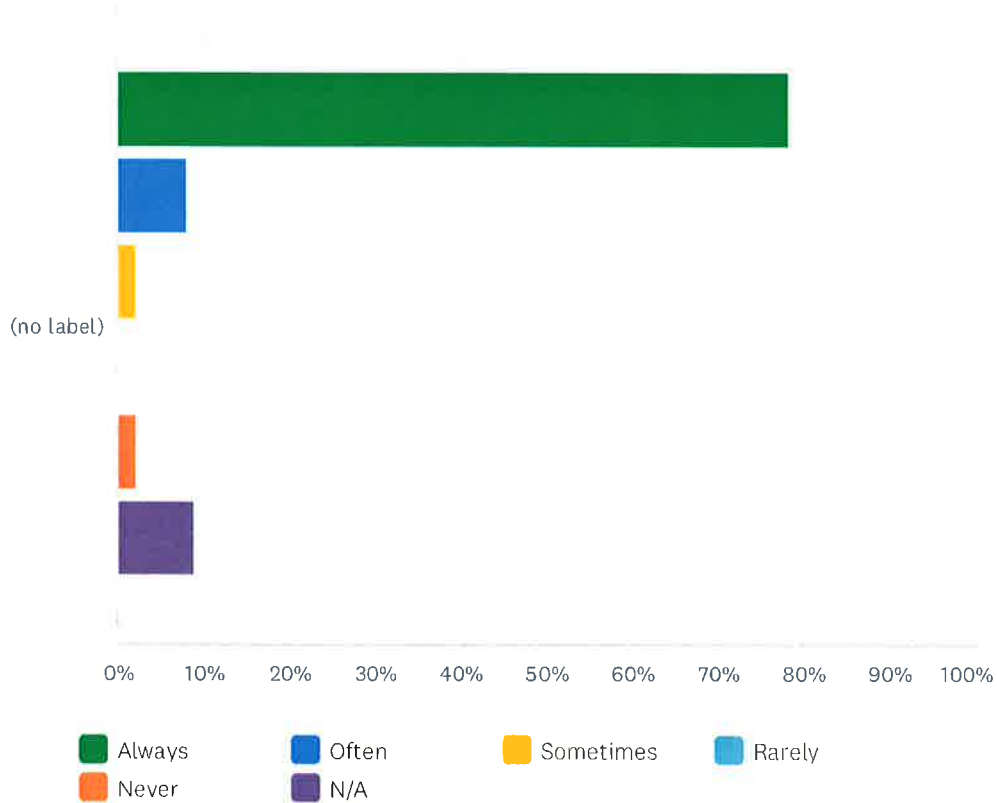
Answered: 134 Skipped: 1



	ALWAYS	OFTEN	SOMETIMES	RARELY	NEVER	N/A	TOTAL	WEIGHTED AVERAGE
(no label)	90.30% 121	6.72% 9	2.24% 3	0.75% 1	0.00% 0	0.00% 0	134	1.13

Q8 Staff are sensitive to my needs, including language, culture, learning and identity.

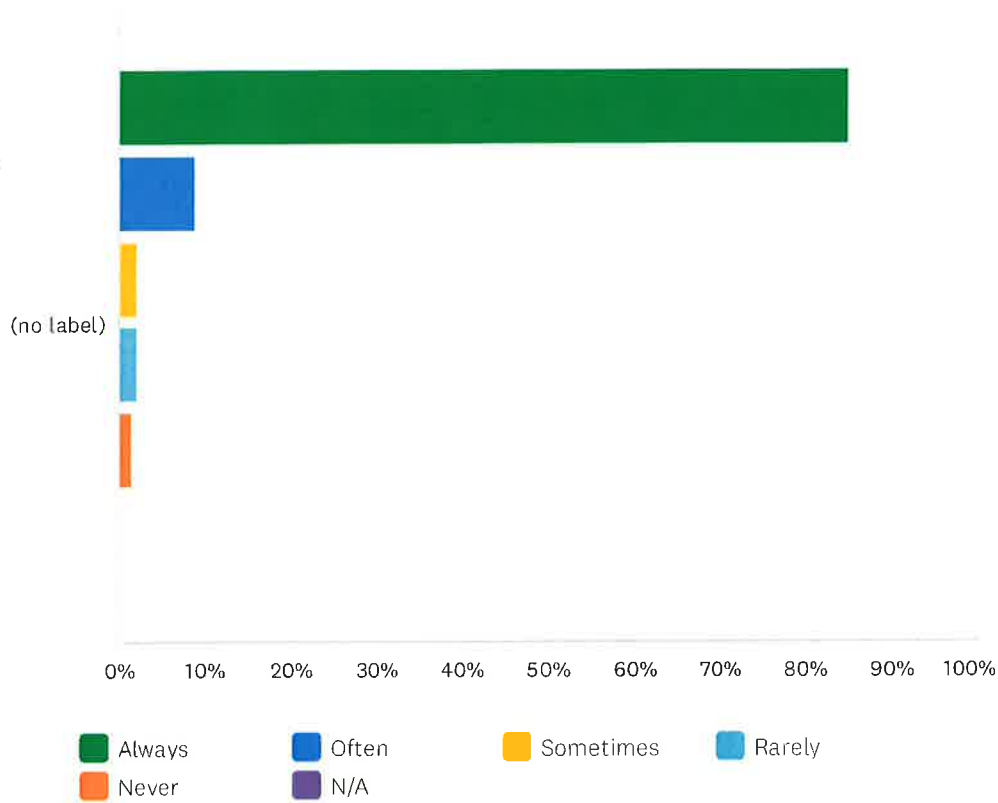
Answered: 135 Skipped: 0



	ALWAYS	OFTEN	SOMETIMES	RARELY	NEVER	N/A	TOTAL	WEIGHTED AVERAGE
(no label)	78.52% 106	8.15% 11	2.22% 3	0.00% 0	2.22% 3	8.89% 12	135	1.24

Q9 I feel comfortable asking questions, sharing freely my health issues, and never feel judged.

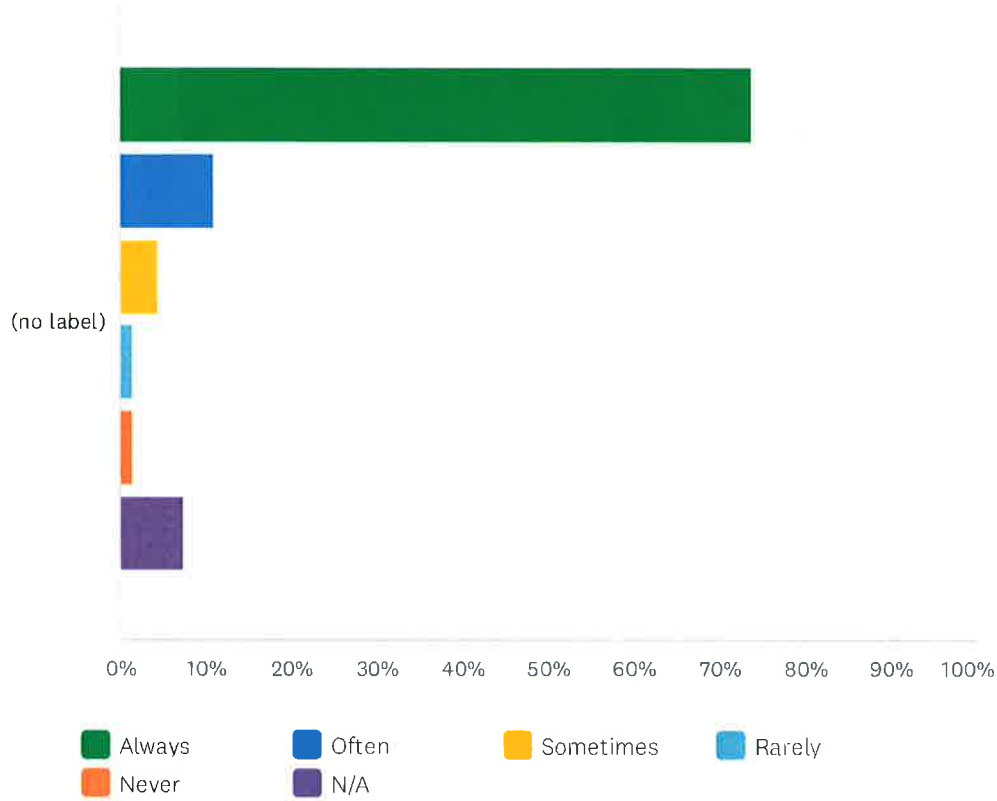
Answered: 134 Skipped: 1



	ALWAYS	OFTEN	SOMETIMES	RARELY	NEVER	N/A	TOTAL	WEIGHTED AVERAGE
(no label)	85.07%	8.96%	2.24%	2.24%	1.49%	0.00%	134	1.26
	114	12	3	3	2	0		

Q10 Staff help me find the service I need at South Georgian Bay Community Health Centre, or elsewhere in the community

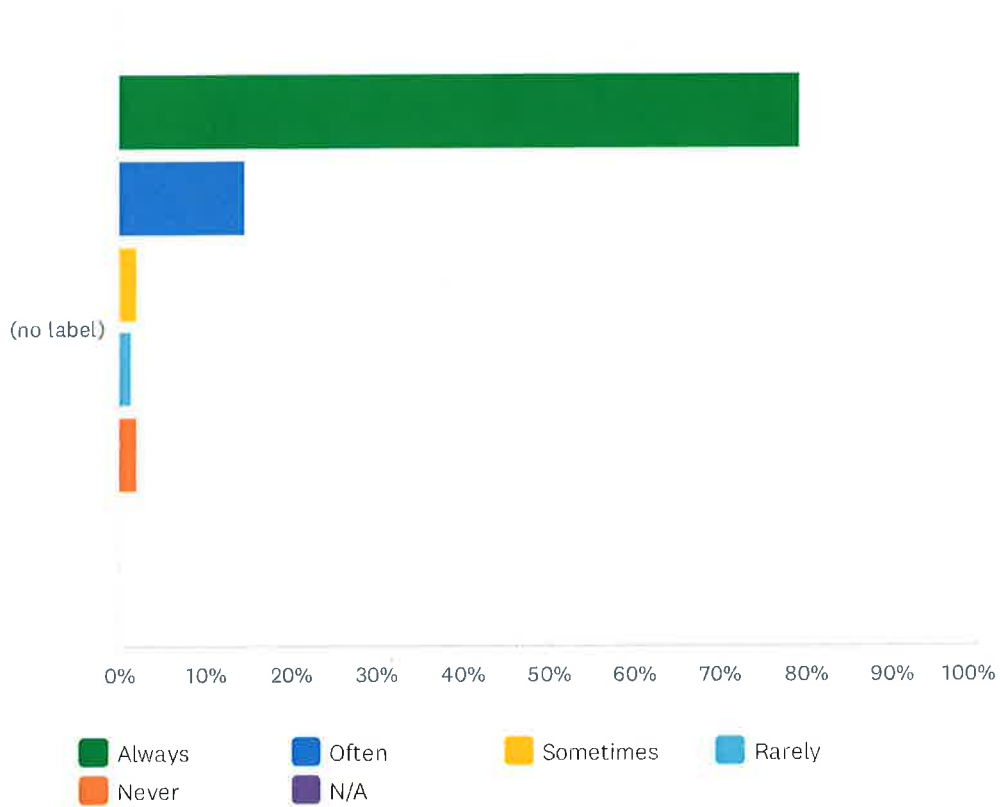
Answered: 135 Skipped: 0



	ALWAYS	OFTEN	SOMETIMES	RARELY	NEVER	N/A	TOTAL	WEIGHTED AVERAGE
(no label)	74.07%	11.11%	4.44%	1.48%	1.48%	7.41%	135	1.33
	100	15	6	2	2	10		

Q11 I feel that the services I receive here improve my overall health and well being.

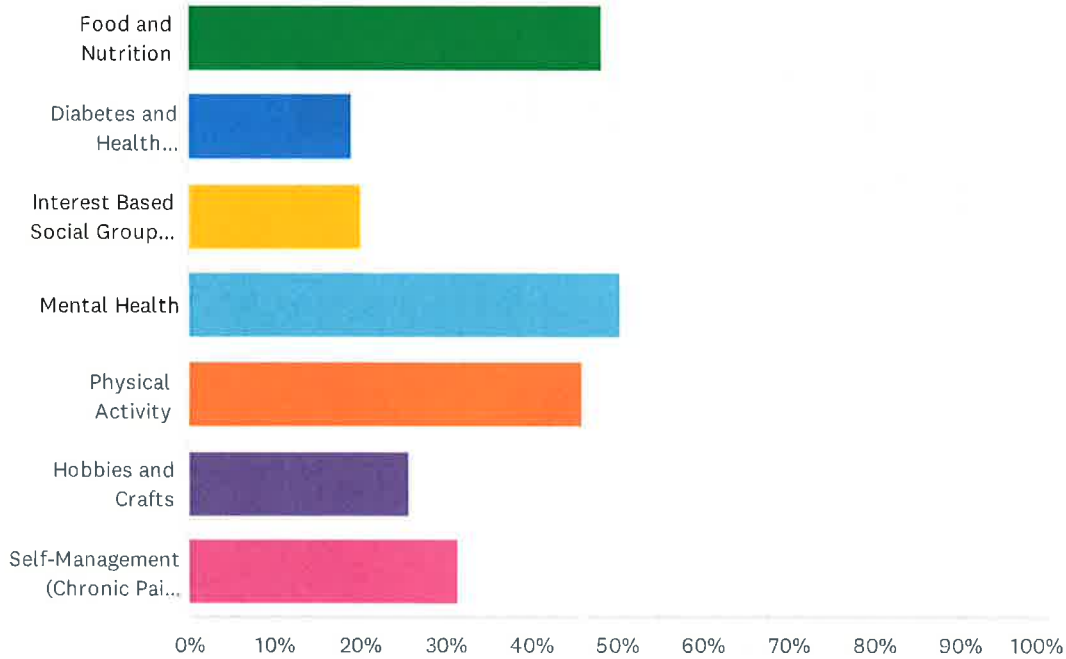
Answered: 135 Skipped: 0



	ALWAYS	OFTEN	SOMETIMES	RARELY	NEVER	N/A	TOTAL	WEIGHTED AVERAGE
(no label)	79.26% 107	14.81% 20	2.22% 3	1.48% 2	2.22% 3	0.00% 0	135	1.33

Q12 We offer free programs and workshops. Please check all of the programs and workshops that you would be interested in attending:

Answered: 89 Skipped: 46



ANSWER CHOICES

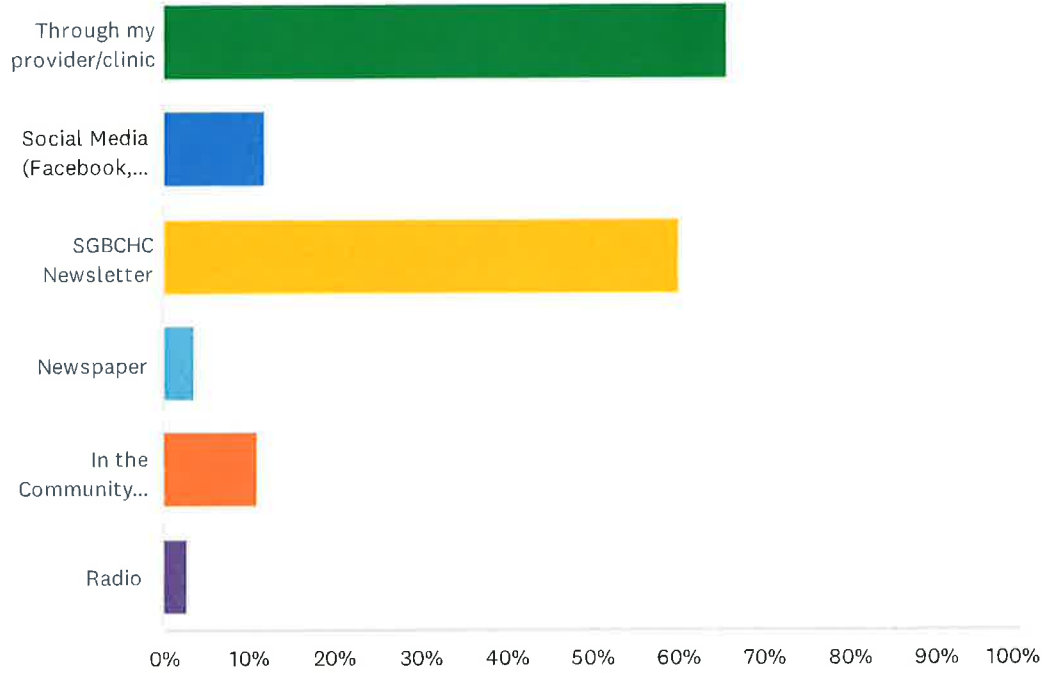
RESPONSES

Food and Nutrition	48.31%	43
Diabetes and Health Information	19.10%	17
Interest Based Social Groups eg. Knitting and Crocheting	20.22%	18
Mental Health	50.56%	45
Physical Activity	46.07%	41
Hobbies and Crafts	25.84%	23
Self-Management (Chronic Pain and Chronic Conditions)	31.46%	28

Total Respondents: 89

Q13 Where would you like to get information about free programs/workshops

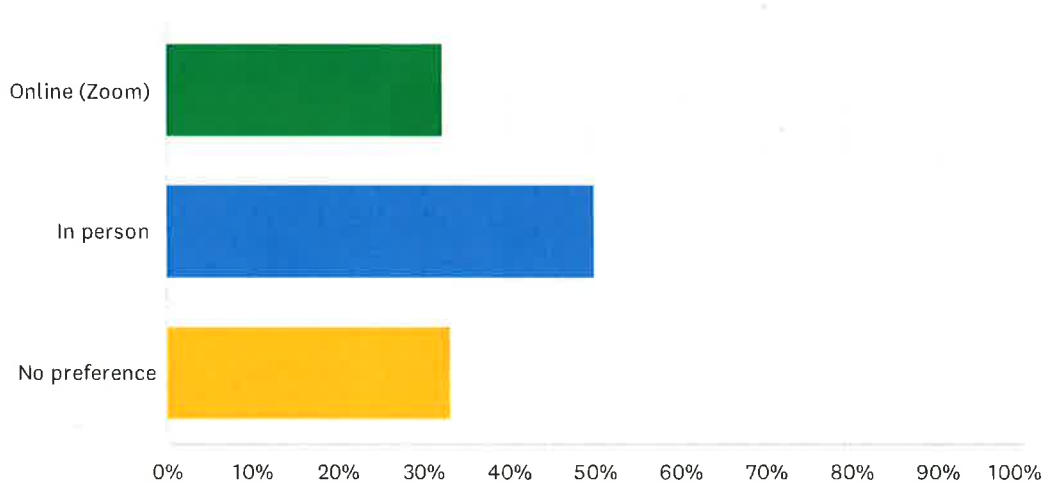
Answered: 108 Skipped: 27



ANSWER CHOICES	RESPONSES	
Through my provider/clinic	65.74%	71
Social Media (Facebook, Instagram, Twitter)	12.04%	13
SGBCHC Newsletter	60.19%	65
Newspaper	3.70%	4
In the Community (community boards, fairs, markets)	11.11%	12
Radio	2.78%	3
Total Respondents: 108		

Q14 How would you prefer to attend a program/workshop?

Answered: 108 Skipped: 27



ANSWER CHOICES

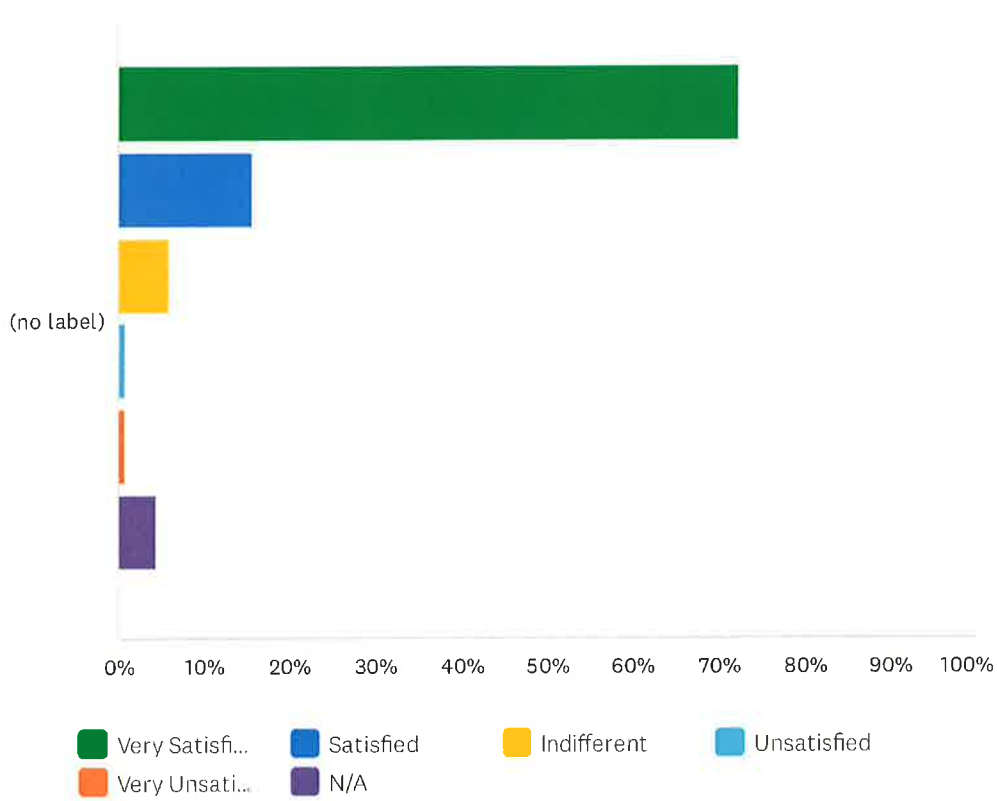
RESPONSES

Online (Zoom)	32.41%	35
In person	50.00%	54
No preference	33.33%	36

Total Respondents: 108

Q15 Overall, how do you rate the programs and services you receive at the South Georgian Bay Community Health Centre?

Answered: 133 Skipped: 2



	VERY SATISFIED	SATISFIED	INDIFFERENT	UNSATISFIED	VERY UNSATISFIED	N/A	TOTAL	WEIGHTED AVERAGE
(no label)	72.18%	15.79%	6.02%	0.75%	0.75%	4.51%	133	1.35
	96	21	8	1	1	6		

